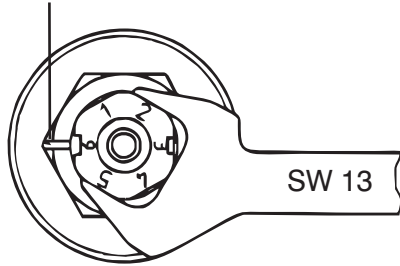


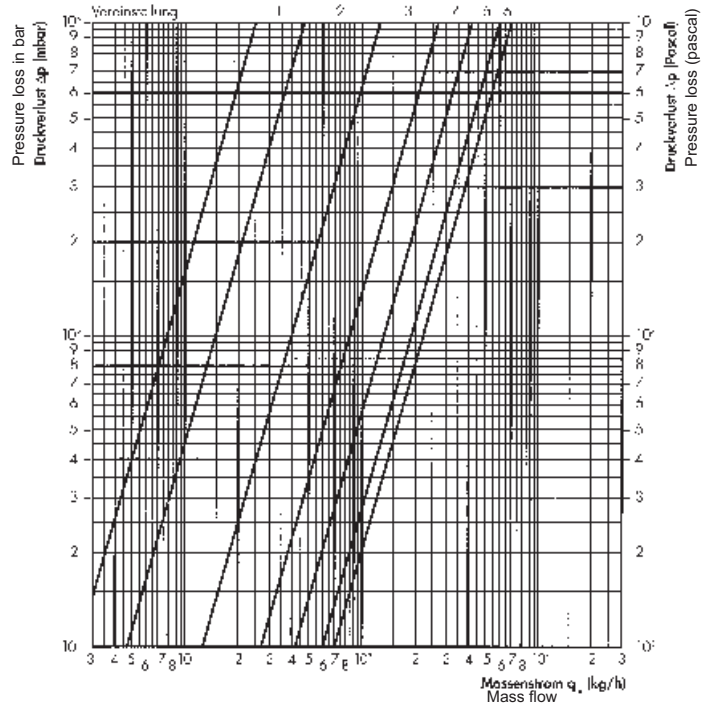
# Adjustment graph for system deviation

P-deviation	2K					
Default setting	1	2	3	4	5	6
kv	0,047	0,126	0,269	0,417	0,600	0,700

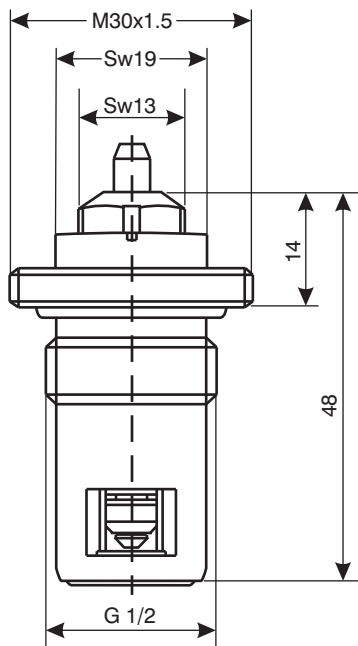
Index marking



Adjust the default setting to the required value according to the adjacent flow rate and resistance graph using the 13mm (SW13) open ended spanner or adjusting key



In order to comply with the new Energy Saving Ordinance (EnEV) and DIN 4701.10, the flow chart for 1K deviation is also given for the OV valve insert.



P-deviation	1K					
Default setting	1	2	3	4	5	6
kv	0,047	0,110	0,190	0,230	0,300	0,350

